

THE  
**BRICK**  
A brand by Jay Jalaram Brick Works **STORE**

# CLADDING

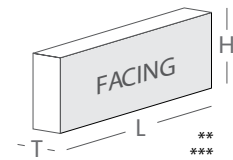

## Traditional

Vadodara

Jay Jalaram Brick Works

# CT1

## CROWN RED ORANGE



L 224 H 65 T 20 MM

**\*Specifications:**

Weight: 0.65 Kg

Water absorption: < 14%

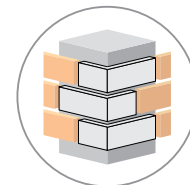
**Coverage per sq.ft.  
(10mm joint):**

1 sq. ft. - 5.3 pcs.

1 sq. m. - 57 pcs.

**Corner Consumption:**

Per Running Sq. Ft. - 5 pcs.



Corner Available

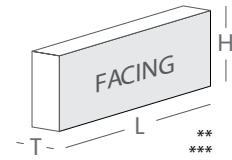

\*Specifications are indicative, buyers are requested to undertake tests in accredited laboratories to verify suitability of bricks for particular application.

\*\*Individual bricks may vary dimensionally this is natural characteristic of fired clay products and is catered for in relevant Indian Standard.

\*\*\*Dimensions are subject to change without prior notice, before ordering/designing buyers are encouraged to inquire about prevailing sizes and quantities available.

# CT1 Intense

## CROWN RED ORANGE



L 224 H 65 T 20 MM

**\*Specifications:**

Weight: 0.65 Kg

Water absorption: < 14%

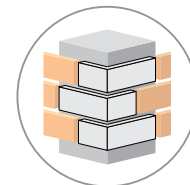
**Coverage per sq.ft.  
(10mm joint):**

1 sq. ft. - 5.3 pcs.

1 sq. m. - 57 pcs.

**Corner Consumption:**

Per Running Sq. Ft. - 5 pcs.



Corner Available

\*Specifications are indicative, buyers are requested to undertake tests in accredited laboratories to verify suitability of bricks for particular application.

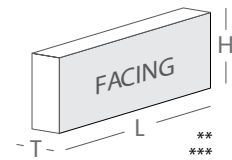

\*\*Individual bricks may vary dimensionally this is natural characteristic of fired clay products and is catered for in relevant Indian Standard.

\*\*\*Dimensions are subject to change without prior notice, before ordering/designing buyers are encouraged to inquire about prevailing sizes and quantities available.

Cladding  
Traditional

# CT1 (B)

## HAMPTON RED



L 215 H 65 T 20 MM

**\*Specifications:**

Weight: 0.63 Kg

Water absorption: < 14%

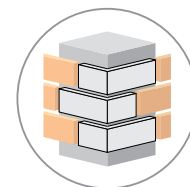
**Coverage per sq.ft.  
(10mm joint):**

1 sq. ft. - 5.5 pcs.

1 sq. m. - 60 pcs.

**Corner Consumption:**

Per Running Sq. Ft. - 5 pcs.



Corner Available

\*Specifications are indicative, buyers are requested to undertake tests in accredited laboratories to verify suitability of bricks for particular application.

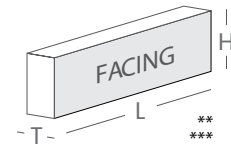

\*\*Individual bricks may vary dimensionally this is natural characteristic of fired clay products and is catered for in relevant Indian Standard.

\*\*\*Dimensions are subject to change without prior notice, before ordering/designing buyers are encouraged to inquire about prevailing sizes and quantities available.

Cladding  
Traditional

# CT2

## ROYAL DUTCH



L 230 H 42 T 20 MM

**\*Specifications:**

Weight: 0.5 Kg

Water absorption: < 14%

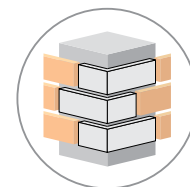
**Coverage per sq.ft.  
(10mm joint):**

1 sq. ft. - 7.4 pcs.

1 sq. m. - 80 pcs.

**Corner Consumption:**

Per Running Sq. Ft. - 7 pcs.



Corner Available

\*Specifications are indicative, buyers are requested to undertake tests in accredited laboratories to verify suitability of bricks for particular application.

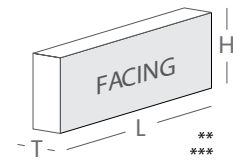

\*\*Individual bricks may vary dimensionally this is natural characteristic of fired clay products and is catered for in relevant Indian Standard.

\*\*\*Dimensions are subject to change without prior notice, before ordering/designing buyers are encouraged to inquire about prevailing sizes and quantities available.

Cladding  
Traditional

# CT3(B)

## BRAMPTON BROWN MULTI



L 215 H 65 T 20 MM

**\*Specifications:**

Weight: 0.65 Kg

Water absorption: < 14%

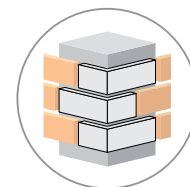
**Coverage per sq.ft.  
(10mm joint):**

1 sq. ft. - 5.5 pcs.

1 sq. m. - 60 pcs.

**Corner Consumption:**

Per Running Sq. Ft. - 5 pcs.



Corner Available

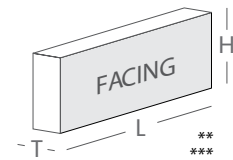

\*Specifications are indicative, buyers are requested to undertake tests in accredited laboratories to verify suitability of bricks for particular application.

\*\*Individual bricks may vary dimensionally this is natural characteristic of fired clay products and is catered for in relevant Indian Standard.

\*\*\*Dimensions are subject to change without prior notice, before ordering/designing buyers are encouraged to inquire about prevailing sizes and quantities available.

# CT3(M)

## BRAMPTON BROWN MULTI



L 225 H 65 T 20 MM

**\*Specifications:**

Weight: 0.8 Kg

Water absorption: < 14%

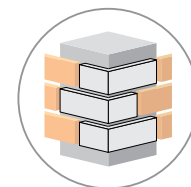
**Coverage per sq.ft.  
(10mm joint):**

1 sq. ft. - 5.3 pcs.

1 sq. m. - 60 pcs.

**Corner Consumption:**

Per Running Sq. Ft. - 4 pcs.



Corner Available

\*Specifications are indicative, buyers are requested to undertake tests in accredited laboratories to verify suitability of bricks for particular application.

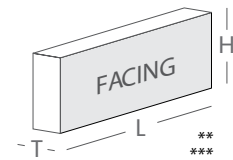
\*\*Individual bricks may vary dimensionally this is natural characteristic of fired clay products and is catered for in relevant Indian Standard.

\*\*\*Dimensions are subject to change without prior notice, before ordering/designing buyers are encouraged to inquire about prevailing sizes and quantities available.

Cladding  
Traditional

# CT3 Intense

## BRAMPTON BROWN MULTI



L 225 H 65 T 20 MM

**\*Specifications:**

Weight: 0.8 Kg

Water absorption: < 14%

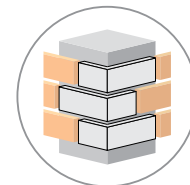
**Coverage per sq.ft.  
(10mm joint):**

1 sq. ft. - 5.3 pcs.

1 sq. m. - 60 pcs.

**Corner Consumption:**

Per Running Sq. Ft. - 4 pcs.



Corner Available

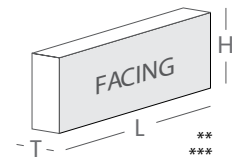

\*Specifications are indicative, buyers are requested to undertake tests in accredited laboratories to verify suitability of bricks for particular application.

\*\*Individual bricks may vary dimensionally this is natural characteristic of fired clay products and is catered for in relevant Indian Standard.

\*\*\*Dimensions are subject to change without prior notice, before ordering/designing buyers are encouraged to inquire about prevailing sizes and quantities available.

# CT5

## MADISON MULTI



L 215 H 65 T 20 MM

**\*Specifications:**

Weight: 0.65 Kg

Water absorption: < 14%

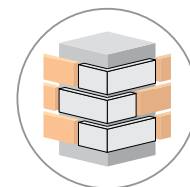
**Coverage per sq.ft.  
(10mm joint):**

1 sq. ft. - 5.5 pcs.

1 sq. m. - 60 pcs.

**Corner Consumption:**

Per Running Sq. Ft. - 5 pcs.



Corner Available

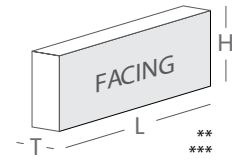
\*Specifications are indicative, buyers are requested to undertake tests in accredited laboratories to verify suitability of bricks for particular application.

\*\*Individual bricks may vary dimensionally this is natural characteristic of fired clay products and is catered for in relevant Indian Standard.

\*\*\*Dimensions are subject to change without prior notice, before ordering/designing buyers are encouraged to inquire about prevailing sizes and quantities available.

# CT6

## VINCENT YELLOW MULTI



L 215 H 65 T 20 MM

**\*Specifications:**

Weight: 0.65 Kg

Water absorption: < 20%

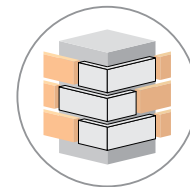
**Coverage per sq.ft.  
(10mm joint):**

1 sq. ft. - 5.5 pcs.

1 sq. m. - 60 pcs.

**Corner Consumption:**

Per Running Sq. Ft. - 5 pcs.



Corner Available

\*Specifications are indicative, buyers are requested to undertake tests in accredited laboratories to verify suitability of bricks for particular application.

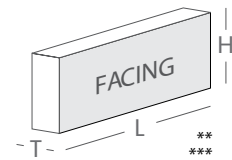

\*\*Individual bricks may vary dimensionally this is natural characteristic of fired clay products and is catered for in relevant Indian Standard.

\*\*\*Dimensions are subject to change without prior notice, before ordering/designing buyers are encouraged to inquire about prevailing sizes and quantities available.

Cladding  
Traditional

# CT7

## CALGARY PINK



L 228 H 68 T 20 MM

**\*Specifications:**

Weight: 0.8 Kg

Water absorption: < 18%

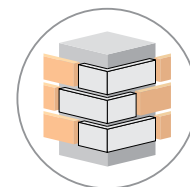
**Coverage per sq.ft.  
(10mm joint):**

1 sq. ft. - 5 pcs.

1 sq. m. - 54 pcs.

**Corner Consumption:**

Per Running Sq. Ft. - 4 pcs.



Corner Available

\*Specifications are indicative, buyers are requested to undertake tests in accredited laboratories to verify suitability of bricks for particular application.

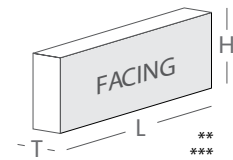

\*\*Individual bricks may vary dimensionally this is natural characteristic of fired clay products and is catered for in relevant Indian Standard.

\*\*\*Dimensions are subject to change without prior notice, before ordering/designing buyers are encouraged to inquire about prevailing sizes and quantities available.

Cladding  
Traditional

# CT8

## IRONBRIDGE MULTI



L 215 H 65 T 20 MM

**\*Specifications:**

Weight: 0.8 Kg

Water absorption: < 14%

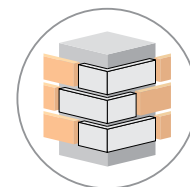
**Coverage per sq.ft.  
(10mm joint):**

1 sq. ft. - 5.5 pcs.

1 sq. m. - 60 pcs.

**Corner Consumption:**

Per Running Sq. Ft. - 5 pcs.



Corner Available

\*Specifications are indicative, buyers are requested to undertake tests in accredited laboratories to verify suitability of bricks for particular application.

\*\*Individual bricks may vary dimensionally this is natural characteristic of fired clay products and is catered for in relevant Indian Standard.

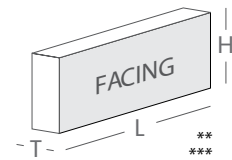

\*\*\*Dimensions are subject to change without prior notice, before ordering/designing buyers are encouraged to inquire about prevailing sizes and quantities available.

Cladding  
Traditional

THE  
**BRICK**  
A brand by Jay Jalaram Brick Works **STORE**

# CT12

## WARSAW OLDE



L 215 H 65 T 20 MM

**\*Specifications:**

Weight: 0.65 Kg

Water absorption: < 18%

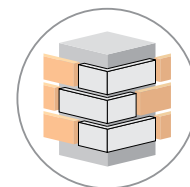
**Coverage per sq.ft.  
(10mm joint):**

1 sq. ft. - 5.5 pcs.

1 sq. m. - 60 pcs.

**Corner Consumption:**

Per Running Sq. Ft. - 5 pcs.



Corner Available

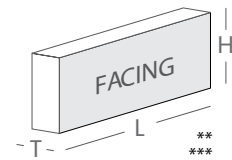
\*Specifications are indicative, buyers are requested to undertake tests in accredited laboratories to verify suitability of bricks for particular application.

\*\*Individual bricks may vary dimensionally this is natural characteristic of fired clay products and is catered for in relevant Indian Standard.

\*\*\*Dimensions are subject to change without prior notice, before ordering/designing buyers are encouraged to inquire about prevailing sizes and quantities available.

# CT14

## VINCENT YELLOW OLDE



L 215 H 65 T 20 MM

**\*Specifications:**

Weight: 0.8 Kg

Water absorption: < 20%

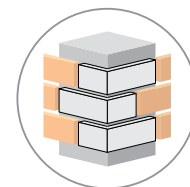
**Coverage per sq.ft.  
(10mm joint):**

1 sq. ft. - 5.5 pcs.

1 sq. m. - 60 pcs.

**Corner Consumption:**

Per Running Sq. Ft. - 5 pcs.



Corner Available

\*Specifications are indicative, buyers are requested to undertake tests in accredited laboratories to verify suitability of bricks for particular application.

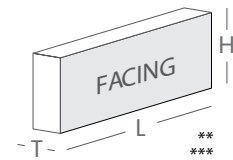

\*\*Individual bricks may vary dimensionally this is natural characteristic of fired clay products and is catered for in relevant Indian Standard.

\*\*\*Dimensions are subject to change without prior notice, before ordering/designing buyers are encouraged to inquire about prevailing sizes and quantities available.

Cladding  
Traditional

# CT16

## FEDERATION MULTI



L 228 H 68 T 20 MM

**\*Specifications:**

Weight: 0.8 Kg

Water absorption: < 14%

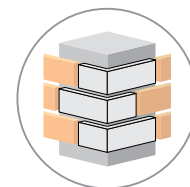
**Coverage per sq.ft.  
(10mm joint):**

1 sq. ft. - 5 pcs.

1 sq. m. - 54 pcs.

**Corner Consumption:**

Per Running Sq. Ft. - 5 pcs.



Corner Available

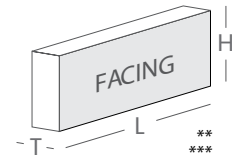

\*Specifications are indicative, buyers are requested to undertake tests in accredited laboratories to verify suitability of bricks for particular application.

\*\*Individual bricks may vary dimensionally this is natural characteristic of fired clay products and is catered for in relevant Indian Standard.

\*\*\*Dimensions are subject to change without prior notice, before ordering/designing buyers are encouraged to inquire about prevailing sizes and quantities available.

# CT18

## CAMBRIDGE BUFF



L 215 H 65 T 20 MM

**\*Specifications:**

Weight: 0.63 Kg

Water absorption: < 18%

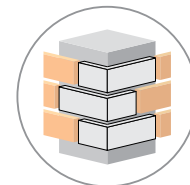
**Coverage per sq.ft.  
(10mm joint):**

1 sq. ft. - 5.5 pcs.

1 sq. m. - 60 pcs.

**Corner Consumption:**

Per Running Sq. Ft. - 5 pcs.



Corner Available

\*Specifications are indicative, buyers are requested to undertake tests in accredited laboratories to verify suitability of bricks for particular application.

\*\*Individual bricks may vary dimensionally this is natural characteristic of fired clay products and is catered for in relevant Indian Standard.

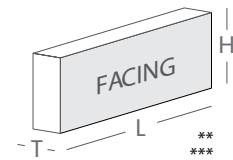

\*\*\*Dimensions are subject to change without prior notice, before ordering/designing buyers are encouraged to inquire about prevailing sizes and quantities available.

Cladding  
Traditional

THE  
**BRICK**  
A brand by Jay Jalaram Brick Works **STORE**

# CT19

## ISTANBUL BLEND



L 215 H 65 T 20 MM

**\*Specifications:**

Weight: 0.65 Kg

Water absorption: < 14%

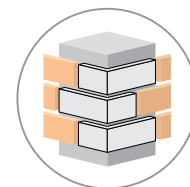
**Coverage per sq.ft.  
(10mm joint):**

1 sq. ft. - 5.5 pcs.

1 sq. m. - 60 pcs.

**Corner Consumption:**

Per Running Sq. Ft. - 5 pcs.



Corner Available

\*Specifications are indicative, buyers are requested to undertake tests in accredited laboratories to verify suitability of bricks for particular application.

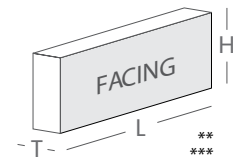
\*\*Individual bricks may vary dimensionally this is natural characteristic of fired clay products and is catered for in relevant Indian Standard.

\*\*\*Dimensions are subject to change without prior notice, before ordering/designing buyers are encouraged to inquire about prevailing sizes and quantities available.

Cladding  
Traditional

# CT21

## OCHRE CLAMP



L 215 H 65 T 20 MM

**\*Specifications:**

Weight: 0.65 Kg

Water absorption: < 14%

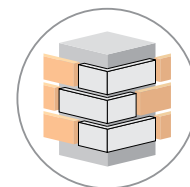
**Coverage per sq.ft.  
(10mm joint):**

1 sq. ft. - 5.5 pcs.

1 sq. m. - 60 pcs.

**Corner Consumption:**

Per Running Sq. Ft. - 5 pcs.



Corner Available

\*Specifications are indicative, buyers are requested to undertake tests in accredited laboratories to verify suitability of bricks for particular application.

\*\*Individual bricks may vary dimensionally this is natural characteristic of fired clay products and is catered for in relevant Indian Standard.

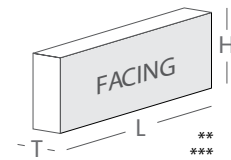

\*\*\*Dimensions are subject to change without prior notice, before ordering/designing buyers are encouraged to inquire about prevailing sizes and quantities available.

Cladding  
Traditional

THE  
**BRICK**  
A brand by Jay Jalaram Brick Works **STORE**

# CT22

## OCHRE RED



L 215 H 65 T 20 MM

**\*Specifications:**

Weight: 0.65 Kg

Water absorption: < 14%

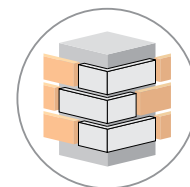
**Coverage per sq.ft.  
(10mm joint):**

1 sq. ft. - 5.5 pcs.

1 sq. m. - 60 pcs.

**Corner Consumption:**

Per Running Sq. Ft. - 5 pcs.



Corner Available

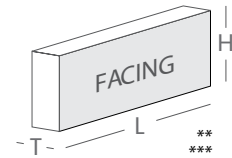
\*Specifications are indicative, buyers are requested to undertake tests in accredited laboratories to verify suitability of bricks for particular application.

\*\*Individual bricks may vary dimensionally this is natural characteristic of fired clay products and is catered for in relevant Indian Standard.

\*\*\*Dimensions are subject to change without prior notice, before ordering/designing buyers are encouraged to inquire about prevailing sizes and quantities available.

# CT23

## BROSELEY DARK



L 215 H 65 T 20 MM

**\*Specifications:**

Weight: 0.65 Kg

Water absorption: < 14%

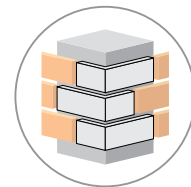
**Coverage per sq.ft.  
(10mm joint):**

1 sq. ft. - 5.5 pcs.

1 sq. m. - 60 pcs.

**Corner Consumption:**

Per Running Sq. Ft. - 5 pcs.



Corner Available

\*Specifications are indicative, buyers are requested to undertake tests in accredited laboratories to verify suitability of bricks for particular application.

\*\*Individual bricks may vary dimensionally this is natural characteristic of fired clay products and is catered for in relevant Indian Standard.

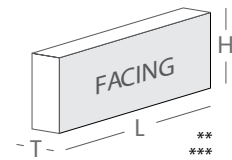

\*\*\*Dimensions are subject to change without prior notice, before ordering/designing buyers are encouraged to inquire about prevailing sizes and quantities available.

Cladding  
Traditional

THE  
**BRICK**  
A brand by Jay Jalaram Brick Works **STORE**

# CT28

## FARMHOUSE RED



L 215 H 65 T 20 MM

**\*Specifications:**

Weight: 0.63 Kg

Water absorption: < 14%

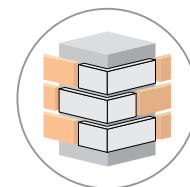
**Coverage per sq.ft.  
(10mm joint):**

1 sq. ft. - 5.5 pcs.

1 sq. m. - 60 pcs.

**Corner Consumption:**

Per Running Sq. Ft. - 5 pcs.



Corner Available

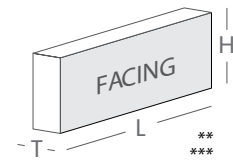

\*Specifications are indicative, buyers are requested to undertake tests in accredited laboratories to verify suitability of bricks for particular application.

\*\*Individual bricks may vary dimensionally this is natural characteristic of fired clay products and is catered for in relevant Indian Standard.

\*\*\*Dimensions are subject to change without prior notice, before ordering/designing buyers are encouraged to inquire about prevailing sizes and quantities available.

# CT29

## FEDERATION RED



L 215 H 65 T 20 MM

**\*Specifications:**

Weight: 0.63 Kg

Water absorption: < 14%

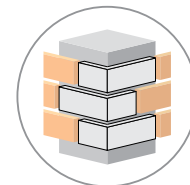
**Coverage per sq.ft.  
(10mm joint):**

1 sq. ft. - 5.5 pcs.

1 sq. m. - 60 pcs.

**Corner Consumption:**

Per Running Sq. Ft. - 5 pcs.



Corner Available

\*Specifications are indicative, buyers are requested to undertake tests in accredited laboratories to verify suitability of bricks for particular application.

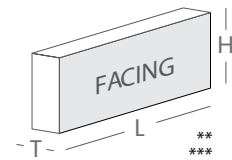

\*\*Individual bricks may vary dimensionally this is natural characteristic of fired clay products and is catered for in relevant Indian Standard.

\*\*\*Dimensions are subject to change without prior notice, before ordering/designing buyers are encouraged to inquire about prevailing sizes and quantities available.

Cladding  
Traditional

# CT30

## WAREHOUSE BLEND



L 215 H 65 T 20 MM

**\*Specifications:**

Weight: 0.63 Kg

Water absorption: < 14%

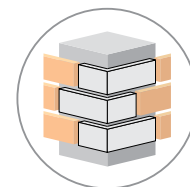
**Coverage per sq.ft.  
(10mm joint):**

1 sq. ft. - 5.5 pcs.

1 sq. m. - 60 pcs.

**Corner Consumption:**

Per Running Sq. Ft. - 5 pcs.



Corner Available

\*Specifications are indicative, buyers are requested to undertake tests in accredited laboratories to verify suitability of bricks for particular application.

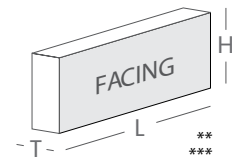

\*\*Individual bricks may vary dimensionally this is natural characteristic of fired clay products and is catered for in relevant Indian Standard.

\*\*\*Dimensions are subject to change without prior notice, before ordering/designing buyers are encouraged to inquire about prevailing sizes and quantities available.

Cladding  
Traditional

# CT32

## STAFFORD BLUE GREY



L 215 H 65 T 20 MM

**\*Specifications:**

Weight: 0.65 Kg

Water absorption: < 14%

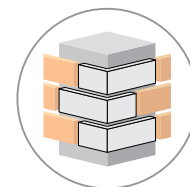
**Coverage per sq.ft.  
(10mm joint):**

1 sq. ft. - 5.5 pcs.

1 sq. m. - 60 pcs.

**Corner Consumption:**

Per Running Sq. Ft. - 5 pcs.



Corner Available

\*Specifications are indicative, buyers are requested to undertake tests in accredited laboratories to verify suitability of bricks for particular application.

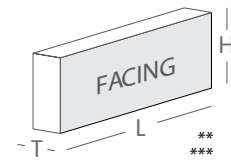
\*\*Individual bricks may vary dimensionally this is natural characteristic of fired clay products and is catered for in relevant Indian Standard.

\*\*\*Dimensions are subject to change without prior notice, before ordering/designing buyers are encouraged to inquire about prevailing sizes and quantities available.

Cladding  
Traditional

# CT33

## CASTLE BLACK



L 215 H 65 T 20 MM

**\*Specifications:**

Weight: 0.63 Kg

Water absorption: < 21%

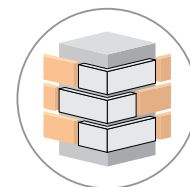
**Coverage per sq.ft.  
(10mm joint):**

1 sq. ft. - 5.5 pcs.

1 sq. m. - 60 pcs.

**Corner Consumption:**

Per Running Sq. Ft. - 5 pcs.



Corner Available

\*Specifications are indicative, buyers are requested to undertake tests in accredited laboratories to verify suitability of bricks for particular application.

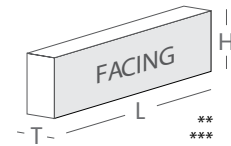
\*\*Individual bricks may vary dimensionally this is natural characteristic of fired clay products and is catered for in relevant Indian Standard.

\*\*\*Dimensions are subject to change without prior notice, before ordering/designing buyers are encouraged to inquire about prevailing sizes and quantities available.

Cladding  
Traditional

# CT36

## ROYAL DUTCH MULTI



L 220 H 42 T 20 MM

**\*Specifications:**

Weight: 0.5 Kg

Water absorption: < 14%

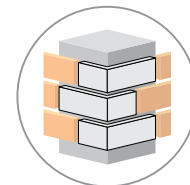
**Coverage per sq.ft.  
(10mm joint):**

1 sq. ft. - 8 pcs.

1 sq. m. - 84 pcs.

**Corner Consumption:**

Per Running Sq. Ft. - 7 pcs.



Corner Available

\*Specifications are indicative, buyers are requested to undertake tests in accredited laboratories to verify suitability of bricks for particular application.

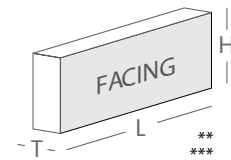

\*\*Individual bricks may vary dimensionally this is natural characteristic of fired clay products and is catered for in relevant Indian Standard.

\*\*\*Dimensions are subject to change without prior notice, before ordering/designing buyers are encouraged to inquire about prevailing sizes and quantities available.

Cladding  
Traditional

# CT40

## BARNHOUSE MULTI



L 215 H 65 T 20 MM

**\*Specifications:**

Weight: 0.63 Kg

Water absorption: < 14%

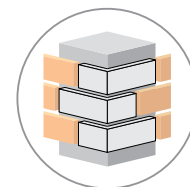
**Coverage per sq.ft.  
(10mm joint):**

1 sq. ft. - 5.5 pcs.

1 sq. m. - 60 pcs.

**Corner Consumption:**

Per Running Sq. Ft. - 5 pcs.



Corner Available

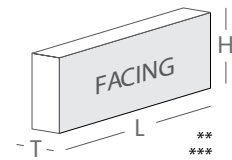

\*Specifications are indicative, buyers are requested to undertake tests in accredited laboratories to verify suitability of bricks for particular application.

\*\*Individual bricks may vary dimensionally this is natural characteristic of fired clay products and is catered for in relevant Indian Standard.

\*\*\*Dimensions are subject to change without prior notice, before ordering/designing buyers are encouraged to inquire about prevailing sizes and quantities available.

# CT41

## VALENCIA MULTI



L 215 H 65 T 20 MM

**\*Specifications:**

Weight: 0.63 Kg

Water absorption: < 14%

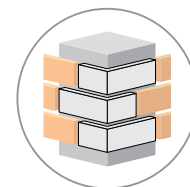
**Coverage per sq.ft.  
(10mm joint):**

1 sq. ft. - 5.5 pcs.

1 sq. m. - 60 pcs.

**Corner Consumption:**

Per Running Sq. Ft. - 5 pcs.



Corner Available

\*Specifications are indicative, buyers are requested to undertake tests in accredited laboratories to verify suitability of bricks for particular application.

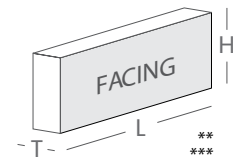
\*\*Individual bricks may vary dimensionally this is natural characteristic of fired clay products and is catered for in relevant Indian Standard.

\*\*\*Dimensions are subject to change without prior notice, before ordering/designing buyers are encouraged to inquire about prevailing sizes and quantities available.

Cladding  
Traditional

# CT42

## SYDNEY GREY



L 215 H 65 T 20 MM

**\*Specifications:**

Weight: 0.65 Kg

Water absorption: < 14%

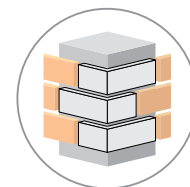
**Coverage per sq.ft.  
(10mm joint):**

1 sq. ft. - 5.5 pcs.

1 sq. m. - 60 pcs.

**Corner Consumption:**

Per Running Sq. Ft. - 5 pcs.



Corner Available

\*Specifications are indicative, buyers are requested to undertake tests in accredited laboratories to verify suitability of bricks for particular application.

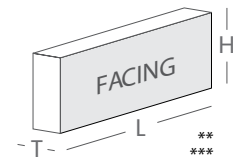
\*\*Individual bricks may vary dimensionally this is natural characteristic of fired clay products and is catered for in relevant Indian Standard.

\*\*\*Dimensions are subject to change without prior notice, before ordering/designing buyers are encouraged to inquire about prevailing sizes and quantities available.

Cladding  
Traditional

# CT43

## AMALFI WHITE



L 228 H 68 T 20 MM

**\*Specifications:**

Weight: 0.75 Kg

Water absorption: < 14%

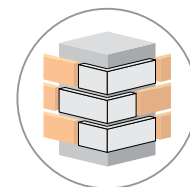
**Coverage per sq.ft.  
(10mm joint):**

1 sq. ft. - 5 pcs.

1 sq. m. - 54 pcs.

**Corner Consumption:**

Per Running Sq. Ft. - 5 pcs.



Corner Available

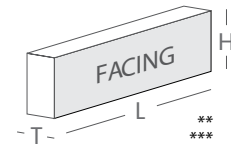
\*Specifications are indicative, buyers are requested to undertake tests in accredited laboratories to verify suitability of bricks for particular application.

\*\*Individual bricks may vary dimensionally this is natural characteristic of fired clay products and is catered for in relevant Indian Standard.

\*\*\*Dimensions are subject to change without prior notice, before ordering/designing buyers are encouraged to inquire about prevailing sizes and quantities available.

# CT44

## COPENHAGEN RED



L 225 H 42 T 20 MM

**\*Specifications:**

Weight: 0.5 Kg

Water absorption: < 14%

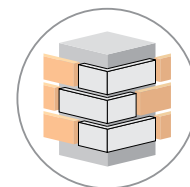
**Coverage per sq.ft.  
(10mm joint):**

1 sq. ft. - 7.6 pcs.

1 sq. m. - 82 pcs.

**Corner Consumption:**

Per Running Sq. Ft. - 7 pcs.



Corner Available

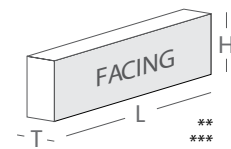
\*Specifications are indicative, buyers are requested to undertake tests in accredited laboratories to verify suitability of bricks for particular application.

\*\*Individual bricks may vary dimensionally this is natural characteristic of fired clay products and is catered for in relevant Indian Standard.

\*\*\*Dimensions are subject to change without prior notice, before ordering/designing buyers are encouraged to inquire about prevailing sizes and quantities available.

# CT52

## DUTCH DRIFTWOOD



L 225 H 42 T 20 MM

**\*Specifications:**

Weight: 0.5 Kg

Water absorption: < 14%

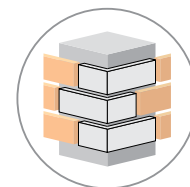
**Coverage per sq.ft.  
(10mm joint):**

1 sq. ft. - 7.6 pcs.

1 sq. m. - 82 pcs.

**Corner Consumption:**

Per Running Sq. Ft. - 7 pcs.



Corner Available

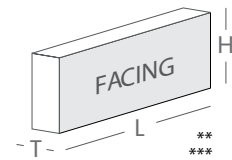
\*Specifications are indicative, buyers are requested to undertake tests in accredited laboratories to verify suitability of bricks for particular application.

\*\*Individual bricks may vary dimensionally this is natural characteristic of fired clay products and is catered for in relevant Indian Standard.

\*\*\*Dimensions are subject to change without prior notice, before ordering/designing buyers are encouraged to inquire about prevailing sizes and quantities available.

# CT54

## ROTTERDAM DARK



L 215 H 65 T 20 MM

**\*Specifications:**

Weight: 0.65 Kg

Water absorption: < 14%

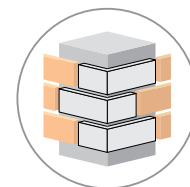
**Coverage per sq.ft.  
(10mm joint):**

1 sq. ft. - 5.5 pcs.

1 sq. m. - 60 pcs.

**Corner Consumption:**

Per Running Sq. Ft. - 5 pcs.



Corner Available

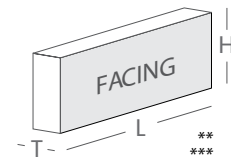

\*Specifications are indicative, buyers are requested to undertake tests in accredited laboratories to verify suitability of bricks for particular application.

\*\*Individual bricks may vary dimensionally this is natural characteristic of fired clay products and is catered for in relevant Indian Standard.

\*\*\*Dimensions are subject to change without prior notice, before ordering/designing buyers are encouraged to inquire about prevailing sizes and quantities available.

# CT56

## SHEFFIELD YELLOW GAULT



L 215 H 65 T 20 MM

**\*Specifications:**

Weight: 0.65 Kg

Water absorption: < 20%

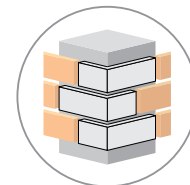
**Coverage per sq.ft.  
(10mm joint):**

1 sq. ft. - 5.5 pcs.

1 sq. m. - 60 pcs.

**Corner Consumption:**

Per Running Sq. Ft. - 5 pcs.



Corner Available

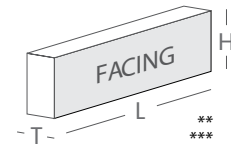
\*Specifications are indicative, buyers are requested to undertake tests in accredited laboratories to verify suitability of bricks for particular application.

\*\*Individual bricks may vary dimensionally this is natural characteristic of fired clay products and is catered for in relevant Indian Standard.

\*\*\*Dimensions are subject to change without prior notice, before ordering/designing buyers are encouraged to inquire about prevailing sizes and quantities available.

# CT57

## CHARLESTON CHESTNUT



L 225 H 42 T 20 MM

**\*Specifications:**

Weight: 0.5 Kg

Water absorption: < 14%

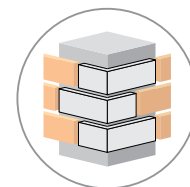
**Coverage per sq.ft.  
(10mm joint):**

1 sq. ft. - 7.6 pcs.

1 sq. m. - 82 pcs.

**Corner Consumption:**

Per Running Sq. Ft. - 7 pcs.



Corner Available

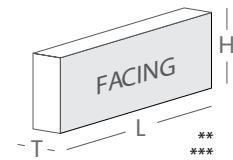

\*Specifications are indicative, buyers are requested to undertake tests in accredited laboratories to verify suitability of bricks for particular application.

\*\*Individual bricks may vary dimensionally this is natural characteristic of fired clay products and is catered for in relevant Indian Standard.

\*\*\*Dimensions are subject to change without prior notice, before ordering/designing buyers are encouraged to inquire about prevailing sizes and quantities available.

# CT61

## SUBURBIAN OAKLEAF



L 215 H 65 T 20 MM

**\*Specifications:**

Weight: 0.63 Kg

Water absorption: < 18%

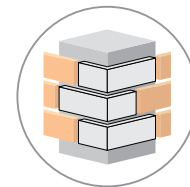
**Coverage per sq.ft.  
(10mm joint):**

1 sq. ft. - 5.5 pcs.

1 sq. m. - 60 pcs.

**Corner Consumption:**

Per Running Sq. Ft. - 5 pcs.



Corner Available

\*Specifications are indicative, buyers are requested to undertake tests in accredited laboratories to verify suitability of bricks for particular application.

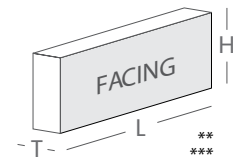

\*\*Individual bricks may vary dimensionally this is natural characteristic of fired clay products and is catered for in relevant Indian Standard.

\*\*\*Dimensions are subject to change without prior notice, before ordering/designing buyers are encouraged to inquire about prevailing sizes and quantities available.

Cladding  
Traditional

# CT62

## BAVARIAN BLEND



L 215 H 65 T 20 MM

**\*Specifications:**

Weight: 0.63 Kg

Water absorption: < 18%

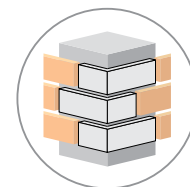
**Coverage per sq.ft.  
(10mm joint):**

1 sq. ft. - 5.5 pcs.

1 sq. m. - 60 pcs.

**Corner Consumption:**

Per Running Sq. Ft. - 5 pcs.



Corner Available

\*Specifications are indicative, buyers are requested to undertake tests in accredited laboratories to verify suitability of bricks for particular application.

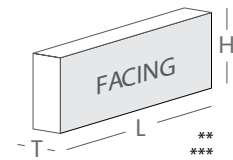

\*\*Individual bricks may vary dimensionally this is natural characteristic of fired clay products and is catered for in relevant Indian Standard.

\*\*\*Dimensions are subject to change without prior notice, before ordering/designing buyers are encouraged to inquire about prevailing sizes and quantities available.

Cladding  
Traditional

# CT63

## COLUMBIA RED



L 215 H 65 T 20 MM

**\*Specifications:**

Weight: 0.65 Kg

Water absorption: < 14%

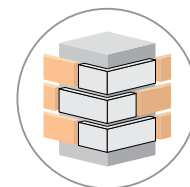
**Coverage per sq.ft.  
(10mm joint):**

1 sq. ft. - 5.5 pcs.

1 sq. m. - 60 pcs.

**Corner Consumption:**

Per Running Sq. Ft. - 5 pcs.



Corner Available

\*Specifications are indicative, buyers are requested to undertake tests in accredited laboratories to verify suitability of bricks for particular application.

\*\*Individual bricks may vary dimensionally this is natural characteristic of fired clay products and is catered for in relevant Indian Standard.

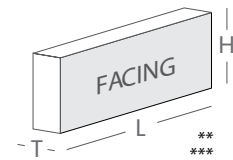

\*\*\*Dimensions are subject to change without prior notice, before ordering/designing buyers are encouraged to inquire about prevailing sizes and quantities available.

Cladding  
Traditional

THE  
**BRICK**  
A brand by Jay Jalaram Brick Works **STORE**

# CT64

## ATHENS RED



L 215 H 65 T 20 MM

**\*Specifications:**

Weight: 0.65 Kg

Water absorption: < 14%

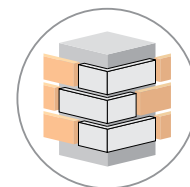
**Coverage per sq.ft.  
(10mm joint):**

1 sq. ft. - 5.5 pcs.

1 sq. m. - 60 pcs.

**Corner Consumption:**

Per Running Sq. Ft. - 5 pcs.



Corner Available

\*Specifications are indicative, buyers are requested to undertake tests in accredited laboratories to verify suitability of bricks for particular application.

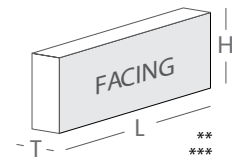

\*\*Individual bricks may vary dimensionally this is natural characteristic of fired clay products and is catered for in relevant Indian Standard.

\*\*\*Dimensions are subject to change without prior notice, before ordering/designing buyers are encouraged to inquire about prevailing sizes and quantities available.

Cladding  
Traditional

# CT65

## IRISH MULTI



L 215 H 65 T 20 MM

**\*Specifications:**

Weight: 0.65 Kg

Water absorption: < 14%

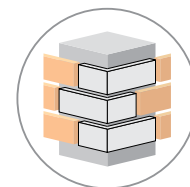
**Coverage per sq.ft.  
(10mm joint):**

1 sq. ft. - 5.5 pcs.

1 sq. m. - 60 pcs.

**Corner Consumption:**

Per Running Sq. Ft. - 5 pcs.



Corner Available

\*Specifications are indicative, buyers are requested to undertake tests in accredited laboratories to verify suitability of bricks for particular application.

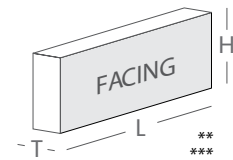
\*\*Individual bricks may vary dimensionally this is natural characteristic of fired clay products and is catered for in relevant Indian Standard.

\*\*\*Dimensions are subject to change without prior notice, before ordering/designing buyers are encouraged to inquire about prevailing sizes and quantities available.

Cladding  
Traditional

# CT66

## CASTELLANA BUFF



L 215 H 65 T 20 MM

**\*Specifications:**

Weight: 0.65 Kg

Water absorption: < 14%

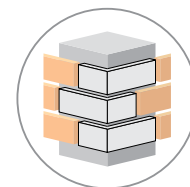
**Coverage per sq.ft.  
(10mm joint):**

1 sq. ft. - 5.5 pcs.

1 sq. m. - 60 pcs.

**Corner Consumption:**

Per Running Sq. Ft. - 5 pcs.



Corner Available

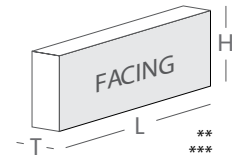

\*Specifications are indicative, buyers are requested to undertake tests in accredited laboratories to verify suitability of bricks for particular application.

\*\*Individual bricks may vary dimensionally this is natural characteristic of fired clay products and is catered for in relevant Indian Standard.

\*\*\*Dimensions are subject to change without prior notice, before ordering/designing buyers are encouraged to inquire about prevailing sizes and quantities available.

# CT67

## LISBON YELLOW



L 215 H 65 T 20 MM

**\*Specifications:**

Weight: 0.8 Kg

Water absorption: < 20%

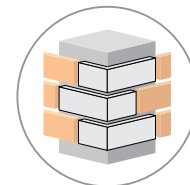
**Coverage per sq.ft.  
(10mm joint):**

1 sq. ft. - 5.5 pcs.

1 sq. m. - 60 pcs.

**Corner Consumption:**

Per Running Sq. Ft. - 5 pcs.



Corner Available

\*Specifications are indicative, buyers are requested to undertake tests in accredited laboratories to verify suitability of bricks for particular application.

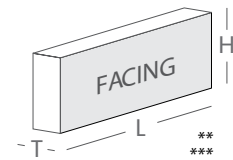

\*\*Individual bricks may vary dimensionally this is natural characteristic of fired clay products and is catered for in relevant Indian Standard.

\*\*\*Dimensions are subject to change without prior notice, before ordering/designing buyers are encouraged to inquire about prevailing sizes and quantities available.

Cladding  
Traditional

# CT68

## CHELMSFORD HUBERT



L 215 H 65 T 20 MM

**\*Specifications:**

Weight: 0.65 Kg

Water absorption: < 14%

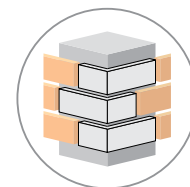
**Coverage per sq.ft.  
(10mm joint):**

1 sq. ft. - 5.5 pcs.

1 sq. m. - 60 pcs.

**Corner Consumption:**

Per Running Sq. Ft. - 5 pcs.



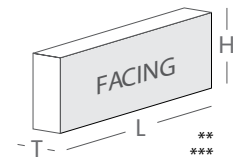
Corner Available

\*Specifications are indicative, buyers are requested to undertake tests in accredited laboratories to verify suitability of bricks for particular application.

\*\*Individual bricks may vary dimensionally this is natural characteristic of fired clay products and is catered for in relevant Indian Standard.

\*\*\*Dimensions are subject to change without prior notice, before ordering/designing buyers are encouraged to inquire about prevailing sizes and quantities available.

# CT1 Intense G



L 224 H 65 T 20 MM

**\*Specifications:**

Weight: 0.65 Kg

Water absorption: < 14%

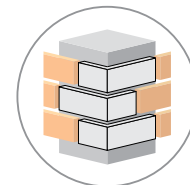
**Coverage per sq.ft.  
(10mm joint):**

1 sq. ft. - 5.5 pcs.

1 sq. m. - 60 pcs.

**Corner Consumption:**

Per Running Sq. Ft. - 5 pcs.



Corner Available

\*Specifications are indicative, buyers are requested to undertake tests in accredited laboratories to verify suitability of bricks for particular application.

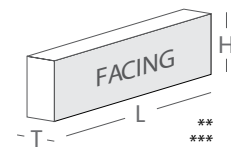

\*\*Individual bricks may vary dimensionally this is natural characteristic of fired clay products and is catered for in relevant Indian Standard.

\*\*\*Dimensions are subject to change without prior notice, before ordering/designing buyers are encouraged to inquire about prevailing sizes and quantities available.

Cladding  
Traditional

# CT2G

## TOKYO BLEND



L 230 H 42 T 20 MM

**\*Specifications:**

Weight: 0.5 Kg

Water absorption: < 14%

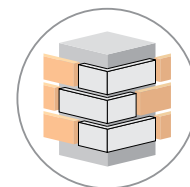
**Coverage per sq.ft.  
(10mm joint):**

1 sq. ft. - 7.4 pcs.

1 sq. m. - 80 pcs.

**Corner Consumption:**

Per Running Sq. Ft. - 7 pcs.



Corner Available

\*Specifications are indicative, buyers are requested to undertake tests in accredited laboratories to verify suitability of bricks for particular application.

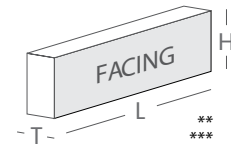
\*\*Individual bricks may vary dimensionally this is natural characteristic of fired clay products and is catered for in relevant Indian Standard.

\*\*\*Dimensions are subject to change without prior notice, before ordering/designing buyers are encouraged to inquire about prevailing sizes and quantities available.

Cladding  
Traditional

# CT44G

## SHANGHAI BLUE



L 225 H 42 T 20 MM

**\*Specifications:**

Weight: 0.5 Kg

Water absorption: < 14%

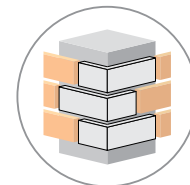
**Coverage per sq.ft.  
(10mm joint):**

1 sq. ft. - 7.6 pcs.

1 sq. m. - 82 pcs.

**Corner Consumption:**

Per Running Sq. Ft. - 7 pcs.



Corner Available

\*Specifications are indicative, buyers are requested to undertake tests in accredited laboratories to verify suitability of bricks for particular application.

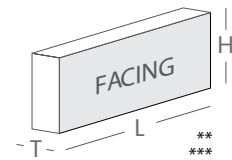
\*\*Individual bricks may vary dimensionally this is natural characteristic of fired clay products and is catered for in relevant Indian Standard.

\*\*\*Dimensions are subject to change without prior notice, before ordering/designing buyers are encouraged to inquire about prevailing sizes and quantities available.

Cladding  
Traditional

# CT63G

NORWICH CASTLE BLACK



L 215 H 65 T 20 MM

**\*Specifications:**

Weight: 0.65 Kg

Water absorption: < 14%

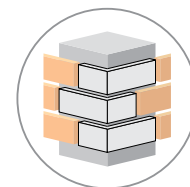
**Coverage per sq.ft.  
(10mm joint):**

1 sq. ft. - 5.5 pcs.

1 sq. m. - 60 pcs.

**Corner Consumption:**

Per Running Sq. Ft. - 5 pcs.



Corner Available

\*Specifications are indicative, buyers are requested to undertake tests in accredited laboratories to verify suitability of bricks for particular application.

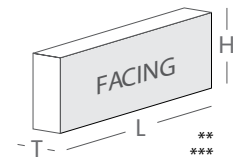
\*\*Individual bricks may vary dimensionally this is natural characteristic of fired clay products and is catered for in relevant Indian Standard.

\*\*\*Dimensions are subject to change without prior notice, before ordering/designing buyers are encouraged to inquire about prevailing sizes and quantities available.

Cladding  
Traditional

# CT18GT

## MELBOURNE MULTI TUMBLED



L 215 H 65 T 20 MM

**\*Specifications:**

Weight: 0.8 Kg

Water absorption: < 14%

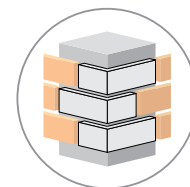
**Coverage per sq.ft.  
(10mm joint):**

1 sq. ft. - 5.5 pcs.

1 sq. m. - 60 pcs.

**Corner Consumption:**

Per Running Sq. Ft. - 5 pcs.



Corner Available

\*Specifications are indicative, buyers are requested to undertake tests in accredited laboratories to verify suitability of bricks for particular application.

\*\*Individual bricks may vary dimensionally this is natural characteristic of fired clay products and is catered for in relevant Indian Standard.

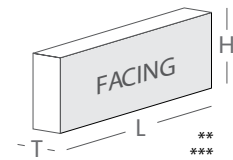

\*\*\*Dimensions are subject to change without prior notice, before ordering/designing buyers are encouraged to inquire about prevailing sizes and quantities available.

Cladding  
Traditional

THE  
**BRICK**  
A brand by Jay Jalaram Brick Works **STORE**

# CT1R

## PHOENIX OLDE



L 215 H 65 T 20 MM

**\*Specifications:**

Weight: 0.65 Kg

Water absorption: < 14%

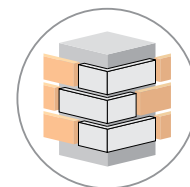
**Coverage per sq.ft.  
(10mm joint):**

1 sq. ft. - 5.5 pcs.

1 sq. m. - 60 pcs.

**Corner Consumption:**

Per Running Sq. Ft. - 5 pcs.



Corner Available

\*Specifications are indicative, buyers are requested to undertake tests in accredited laboratories to verify suitability of bricks for particular application.

\*\*Individual bricks may vary dimensionally this is natural characteristic of fired clay products and is catered for in relevant Indian Standard.

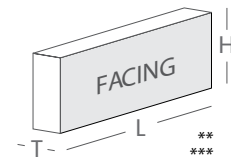

\*\*\*Dimensions are subject to change without prior notice, before ordering/designing buyers are encouraged to inquire about prevailing sizes and quantities available.

Cladding  
Traditional

THE  
**BRICK**  
A brand by Jay Jalaram Brick Works **STORE**

# CT1928R

## EDINBURGH RED OLDE



L 215 H 65 T 20 MM

**\*Specifications:**

Weight: 0.65 Kg

Water absorption: < 14%

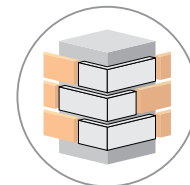
**Coverage per sq.ft.  
(10mm joint):**

1 sq. ft. - 5.5 pcs.

1 sq. m. - 60 pcs.

**Corner Consumption:**

Per Running Sq. Ft. - 5 pcs.



Corner Available

\*Specifications are indicative, buyers are requested to undertake tests in accredited laboratories to verify suitability of bricks for particular application.

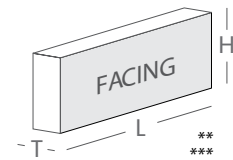

\*\*Individual bricks may vary dimensionally this is natural characteristic of fired clay products and is catered for in relevant Indian Standard.

\*\*\*Dimensions are subject to change without prior notice, before ordering/designing buyers are encouraged to inquire about prevailing sizes and quantities available.

Cladding  
Traditional

# CT54R

## WHARTON OLDE



L 215 H 65 T 20 MM

**\*Specifications:**

Weight: 0.65 Kg

Water absorption: < 14%

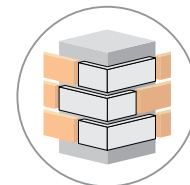
**Coverage per sq.ft.  
(10mm joint):**

1 sq. ft. - 5.5 pcs.

1 sq. m. - 60 pcs.

**Corner Consumption:**

Per Running Sq. Ft. - 5 pcs.



Corner Available

\*Specifications are indicative, buyers are requested to undertake tests in accredited laboratories to verify suitability of bricks for particular application.

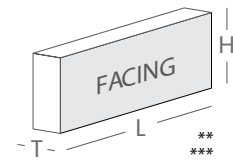
\*\*Individual bricks may vary dimensionally this is natural characteristic of fired clay products and is catered for in relevant Indian Standard.

\*\*\*Dimensions are subject to change without prior notice, before ordering/designing buyers are encouraged to inquire about prevailing sizes and quantities available.

Cladding  
Traditional

# CT1 RT

## ROYAL VERMILION



L 215 H 65 T 20 MM

**\*Specifications:**

Weight: 0.65 Kg

Water absorption: < 14%

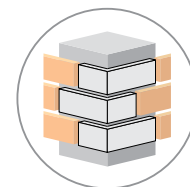
**Coverage per sq.ft.  
(10mm joint):**

1 sq. ft. - 5.5 pcs.

1 sq. m. - 60 pcs.

**Corner Consumption:**

Per Running Sq. Ft. - 5 pcs.



Corner Available

\*Specifications are indicative, buyers are requested to undertake tests in accredited laboratories to verify suitability of bricks for particular application.

\*\*Individual bricks may vary dimensionally this is natural characteristic of fired clay products and is catered for in relevant Indian Standard.

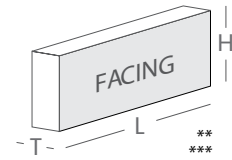

\*\*\*Dimensions are subject to change without prior notice, before ordering/designing buyers are encouraged to inquire about prevailing sizes and quantities available.

Cladding  
Traditional

THE  
**BRICK**  
A brand by Jay Jalaram Brick Works **STORE**

# CT19RT

## OLD ROSSATO



L 215 H 65 T 20 MM

**\*Specifications:**

Weight: 0.65 Kg

Water absorption: < 14%

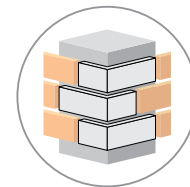
**Coverage per sq.ft.  
(10mm joint):**

1 sq. ft. - 5.5 pcs.

1 sq. m. - 60 pcs.

**Corner Consumption:**

Per Running Sq. Ft. - 5 pcs.



Corner Available

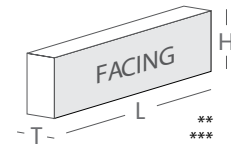

\*Specifications are indicative, buyers are requested to undertake tests in accredited laboratories to verify suitability of bricks for particular application.

\*\*Individual bricks may vary dimensionally this is natural characteristic of fired clay products and is catered for in relevant Indian Standard.

\*\*\*Dimensions are subject to change without prior notice, before ordering/designing buyers are encouraged to inquire about prevailing sizes and quantities available.

# CT2T

## ROYAL DUTCH TUMBLED



L 230 H 42 T 20 MM

**\*Specifications:**

Weight: 0.5 Kg

Water absorption: < 14%

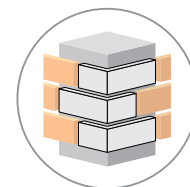
**Coverage per sq.ft.  
(10mm joint):**

1 sq. ft. - 7.4 pcs.

1 sq. m. - 80 pcs.

**Corner Consumption:**

Per Running Sq. Ft. - 7 pcs.



Corner Available

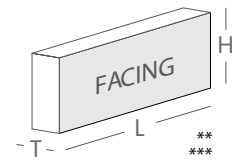
\*Specifications are indicative, buyers are requested to undertake tests in accredited laboratories to verify suitability of bricks for particular application.

\*\*Individual bricks may vary dimensionally this is natural characteristic of fired clay products and is catered for in relevant Indian Standard.

\*\*\*Dimensions are subject to change without prior notice, before ordering/designing buyers are encouraged to inquire about prevailing sizes and quantities available.

# CT14T

## VINCENT YELLOW OLDE TUMBLED



L 215 H 65 T 20 MM

**\*Specifications:**

Weight: 0.65 Kg

Water absorption: < 20%

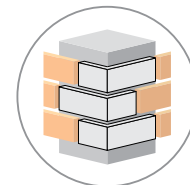
**Coverage per sq.ft.  
(10mm joint):**

1 sq. ft. - 5.5 pcs.

1 sq. m. - 60 pcs.

**Corner Consumption:**

Per Running Sq. Ft. - 5 pcs.



Corner Available

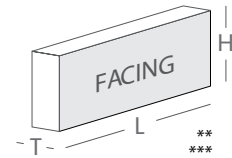
\*Specifications are indicative, buyers are requested to undertake tests in accredited laboratories to verify suitability of bricks for particular application.

\*\*Individual bricks may vary dimensionally this is natural characteristic of fired clay products and is catered for in relevant Indian Standard.

\*\*\*Dimensions are subject to change without prior notice, before ordering/designing buyers are encouraged to inquire about prevailing sizes and quantities available.

# CT18T

## DUSTY ROSE CASTLE



L 215 H 65 T 20 MM

**\*Specifications:**

Weight: 0.75 Kg

Water absorption: < 14%

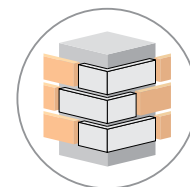
**Coverage per sq.ft.  
(10mm joint):**

1 sq. ft. - 5.5 pcs.

1 sq. m. - 60 pcs.

**Corner Consumption:**

Per Running Sq. Ft. - 5 pcs.



Corner Available

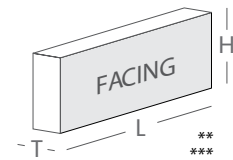
\*Specifications are indicative, buyers are requested to undertake tests in accredited laboratories to verify suitability of bricks for particular application.

\*\*Individual bricks may vary dimensionally this is natural characteristic of fired clay products and is catered for in relevant Indian Standard.

\*\*\*Dimensions are subject to change without prior notice, before ordering/designing buyers are encouraged to inquire about prevailing sizes and quantities available.

# CT23T

## BROSELEY DARK TUMBLED



L 215 H 65 T 20 MM

**\*Specifications:**

Weight: 0.65 Kg

Water absorption: < 14%

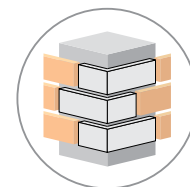
**Coverage per sq.ft.  
(10mm joint):**

1 sq. ft. - 5.5 pcs.

1 sq. m. - 60 pcs.

**Corner Consumption:**

Per Running Sq. Ft. - 5 pcs.



Corner Available

\*Specifications are indicative, buyers are requested to undertake tests in accredited laboratories to verify suitability of bricks for particular application.

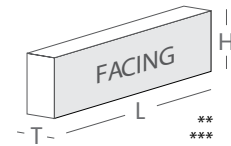

\*\*Individual bricks may vary dimensionally this is natural characteristic of fired clay products and is catered for in relevant Indian Standard.

\*\*\*Dimensions are subject to change without prior notice, before ordering/designing buyers are encouraged to inquire about prevailing sizes and quantities available.

Cladding  
Traditional

# CT36T

## MIDDLEBURG MULTI TUMBLED



L 220 H 42 T 20 MM

**\*Specifications:**

Weight: 0.5 Kg

Water absorption: < 14%

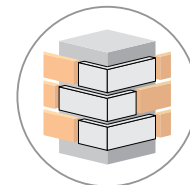
**Coverage per sq.ft.  
(10mm joint):**

1 sq. ft. - 8 pcs.

1 sq. m. - 84 pcs.

**Corner Consumption:**

Per Running Sq. Ft. - 7 pcs.



Corner Available

\*Specifications are indicative, buyers are requested to undertake tests in accredited laboratories to verify suitability of bricks for particular application.

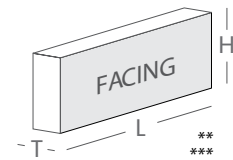

\*\*Individual bricks may vary dimensionally this is natural characteristic of fired clay products and is catered for in relevant Indian Standard.

\*\*\*Dimensions are subject to change without prior notice, before ordering/designing buyers are encouraged to inquire about prevailing sizes and quantities available.

Cladding  
Traditional

# CT64T

## TURKU RED TUMBLED



L 215 H 65 T 20 MM

**\*Specifications:**

Weight: 0.65 Kg

Water absorption: < 14%

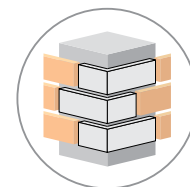
**Coverage per sq.ft.  
(10mm joint):**

1 sq. ft. - 5.5 pcs.

1 sq. m. - 60 pcs.

**Corner Consumption:**

Per Running Sq. Ft. - 5 pcs.



Corner Available

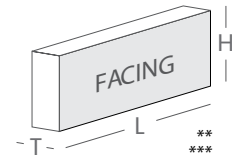

\*Specifications are indicative, buyers are requested to undertake tests in accredited laboratories to verify suitability of bricks for particular application.

\*\*Individual bricks may vary dimensionally this is natural characteristic of fired clay products and is catered for in relevant Indian Standard.

\*\*\*Dimensions are subject to change without prior notice, before ordering/designing buyers are encouraged to inquire about prevailing sizes and quantities available.

# CT66T

## CASTELLANA BUFF TUMBLED



L 215 H 65 T 20 MM

**\*Specifications:**

Weight: 0.65 Kg

Water absorption: < 18%

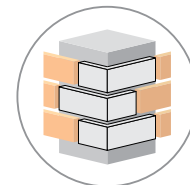
**Coverage per sq.ft.  
(10mm joint):**

1 sq. ft. - 5.5 pcs.

1 sq. m. - 60 pcs.

**Corner Consumption:**

Per Running Sq. Ft. - 5 pcs.



Corner Available

\*Specifications are indicative, buyers are requested to undertake tests in accredited laboratories to verify suitability of bricks for particular application.

\*\*Individual bricks may vary dimensionally this is natural characteristic of fired clay products and is catered for in relevant Indian Standard.

\*\*\*Dimensions are subject to change without prior notice, before ordering/designing buyers are encouraged to inquire about prevailing sizes and quantities available.

# Brick Experience Gallery

The Brick Store Vadodara



Discuss Ideas

---


Collaborate on Plans

---

Explore India's widest  
range of Facing Bricks



It's all about Bricks



**The Brick Store - Vadodara**

Jay Jalaram Brick Works, 3rd / 4th Floor, MSA House, GIPCL Circle,  
Sama Vadodara, Gujarat - 390008

Cell: +91 93283 81220/ +91 70690 06101 Email: sales@jjb.co.in

---

**Brick Factory**

Jay Jalaram Brick Works, Near Main RTO Office, Godhra, Gujarat - 389001

Cell: +91 75709 75709/ +91 70690 06101 Email: sales@jjb.co.in

---

[www.thebrickstore.in](http://www.thebrickstore.in)

Godhra • Vadodara • Ahmedabad • Ludhiana • Pune • Rajkot • Nashik • Hyderabad • Surat • Kolkata • UK • Australia  
**Upcoming Stores:** Mumbai, Delhi, Chennai, Indore & Bengaluru